



**NIGERIAN
INVESTMENT
PROMOTION
COMMISSION**

REPORT OF INVESTMENT ANNOUNCEMENTS IN NIGERIA*

January – June 2020

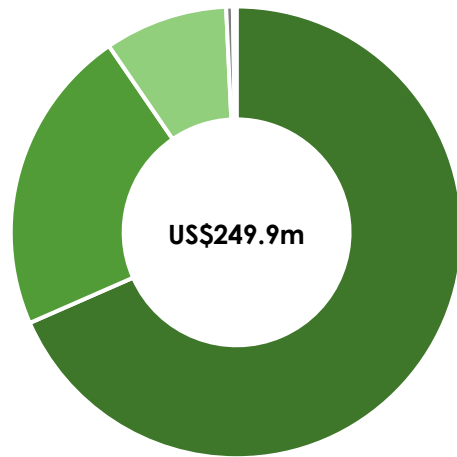
Department of Strategic
Communications

July 2020

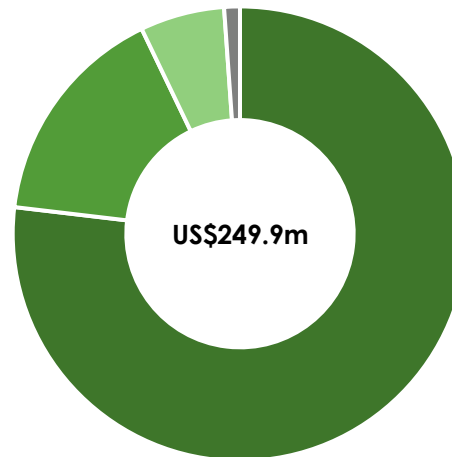
Investment announcements, Q2 2020



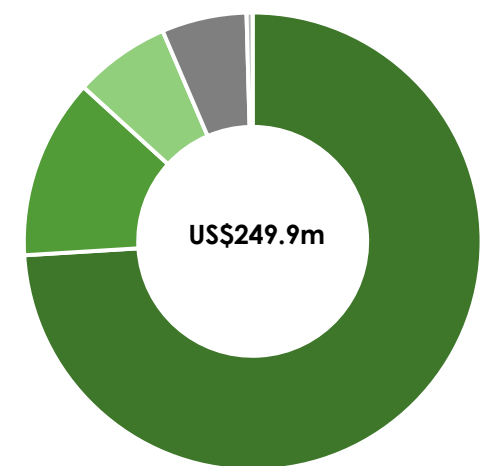
By sector



By destination



By source



	Finance & Insurance	US\$171.00m	68%
	Agriculture	US\$55.00m	22%
	Health & Social Services	US\$22.04m	9%
	Electricity	US\$1.20m	0%
	Others	US\$0.66m	0%

	Lagos	US\$192.10m	77%
	Ekiti	US\$40.0m	16%
	Cross Rivers	US\$15.0m	6%
	Others	US\$2.80m	1%

	USA	US\$185.00m	74%
	Nigeria	US\$31.83m	13%
	UAE	US\$17.00m	7%
	Israel	US\$15.00bn	6%
	UK	US\$1.07m	0%

15 projects across 3 States + Niger-Delta Region

Investment announcements, Q2 2020



Investor	Sector	Source	Destination	US\$m	Reported
International Finance Corporation (IFC)	Finance and Insurance	USA	Lagos	100.00	June
International Finance Corporation (IFC)	Finance and Insurance	USA	Lagos	70.00	June
Adjuvant Capital	Human Health and Social Services	USA	Lagos	15.00	May
Bean & Co. Global Ltd	Agriculture	Israel	Cross River	15.00	June
Promise Point	Agriculture	Nigeria	Ekiti	15.00	June
Stallion Group	Agriculture	UAE	Ekiti	10.00	June
FMS Farms	Agriculture	Nigeria	Ekiti	10.00	June
Global Ventures	Human Health and Social Services	UAE	Lagos	7.00	May
Dangote Group	Agriculture	Nigeria	Ekiti	5.00	June
Renewvia Energy Corporation	Electricity, gas, steam and air conditioning supply	Nigeria	Niger Delta Region	1.20	June

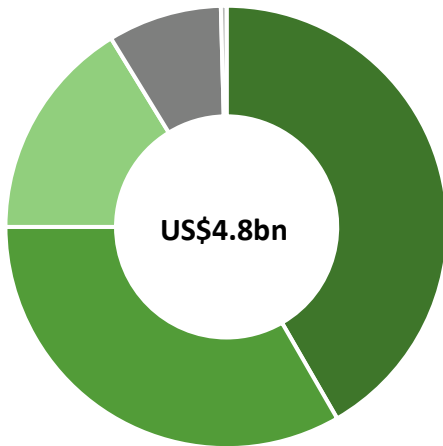
Top 10 = 99%

Top 10 announcements 248.2
Q2 Total 249.9

Investment announcements, Q1 2020 vs Q2 2020

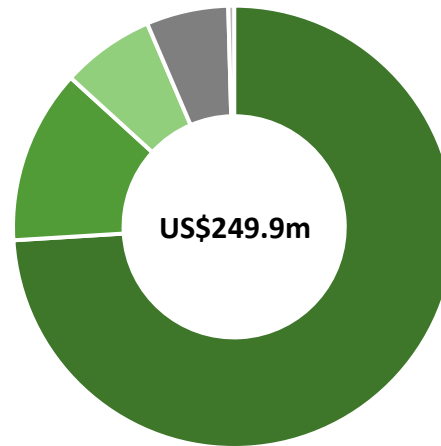


Q1 2020, by source



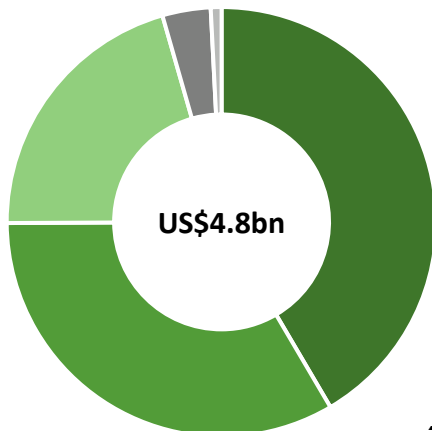
USA	US\$2.00bn	42%
South Africa	US\$1.60bn	33%
Nigeria	US\$0.78bn	16%
UK	US\$0.40bn	8%
Others	US\$0.02bn	1%

Q2 2020, by source



USA	US\$185.00m	74%
Nigeria	US\$31.83m	13%
UAE	US\$17.00m	7%
Israel	US\$15.00m	6%
UK	US\$1.07m	0%

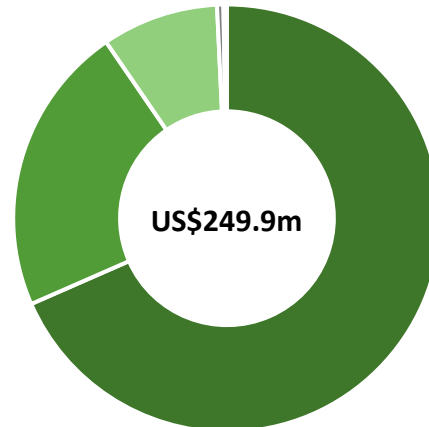
Q1 2020, by sector



Transportation	US\$2.00bn	42%
Information & Communication	US\$1.61bn	33%
Mining & Quarrying	US\$0.99bn	21%
Agriculture	US\$0.17bn	4%
Others	US\$0.04bn	1%

19 projects across 14 States + FCT

Q2 2020, by sector



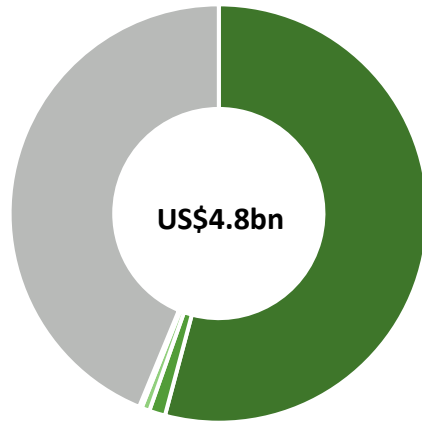
Finance and Insurance	US\$171.00m	68%
Agriculture	US\$55.00m	22%
Human Health	US\$22.04m	9%
Electricity	US\$1.20m	0%
Others	US\$0.66m	0%

15 projects across 3 States + Niger-Delta Region

Investment announcements, Q1 2020 vs Q2 2020



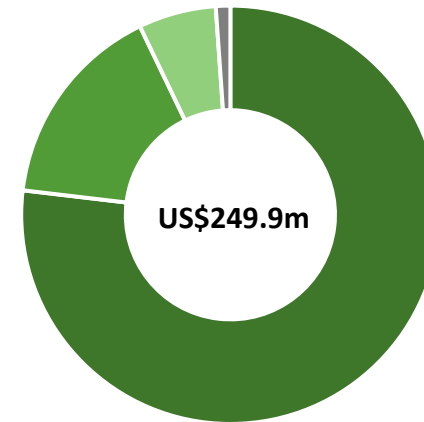
Q1 2020, by destination



Kaduna	US\$2.61bn	54%
Nasarawa	US\$0.06bn	1%
Lagos	US\$0.03bn	1%
Ekiti	US\$0.01bn	0%
Others	US\$2.11bn	44%

19 projects across 14 States + FCT

Q2 2020, by destination



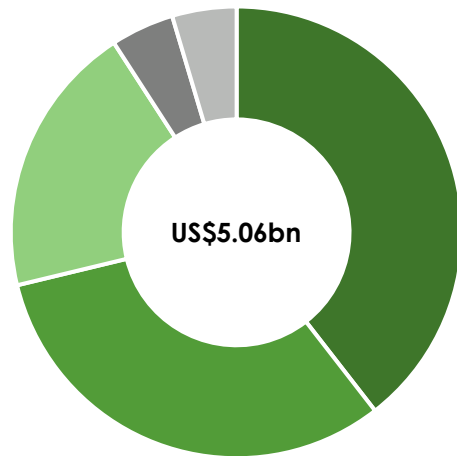
Lagos	US\$192.10m	77%
Ekiti	US\$40.00m	16%
Cross Rivers	US\$15.00m	6%
Others	US\$2.80m	1%

15 projects across 3 States + Niger-Delta Region

Investment announcements, H1 2020

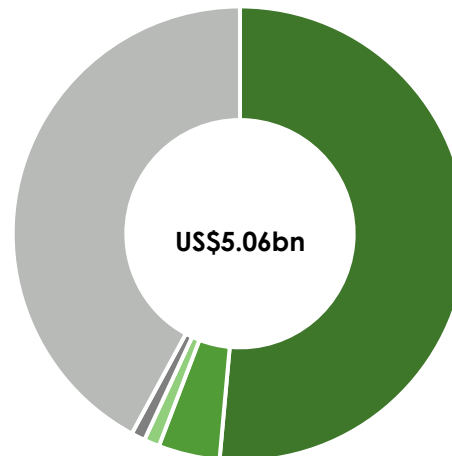


By sector



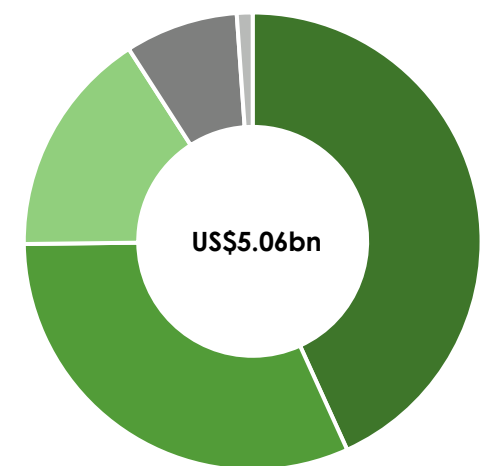
Transportation & Storage	US\$2.00 bn	39%
Information & Communication	US\$1.61 bn	32%
Mining & Quarrying	US\$0.99 bn	20%
Agriculture	US\$0.23 bn	5%
Others	US\$0.23 bn	5%

By destination



Kaduna	US\$2.61 bn	51%
Lagos	US\$0.22 bn	4%
Nasarawa	US\$0.06 bn	1%
Ekiti	US\$0.05 bn	1%
Others	US\$2.13 bn	42%

By source



USA	US\$2.19 bn	43%
South Africa	US\$1.60 bn	32%
Nigeria	US\$0.81 bn	16%
UK	US\$0.40 bn	8%
Others	US\$0.06 bn	1%

34 projects across 16 States + FCT + Niger-Delta Region

Investment announcements, H1 2020



Investor	Sector	Source	Destination	US\$'bn	Reported
328 Support Services GmbH	Transportation	US	Kaduna	2.00	January
MTN South Africa	Information and Communication	South Africa	NA	1.60	January
African Industries Group	Mining and Quarrying	Nigeria	Kaduna	0.60	January
Savannah Petroleum	Mining and Quarrying	UK	NA	0.39	January
Notore Chemical Industries Plc	Agriculture	Nigeria	NA	0.11	March
International Finance Corporation (IFC)	Finance and Insurance	USA	Lagos	0.10	June
International Finance Corporation (IFC)	Finance and Insurance	USA	Lagos	0.07	June
Agrotech Nigeria	Agriculture	Nigeria	Nasarawa	0.06	March
Adjuvant Capital	Human Health and Social Services	USA	Lagos	0.02	May
Bean & Co. Global Ltd	Agriculture	Israel	Cross Rivers	0.02	June

Top 10 announcements **4.96**

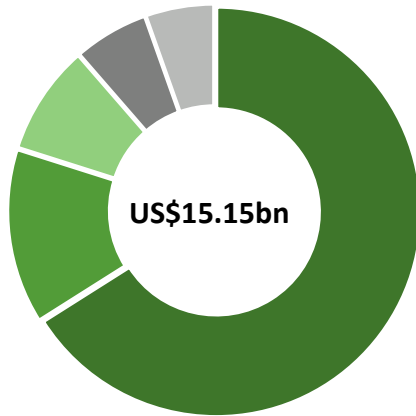
H1 Total **5.06**

Top 10 = 98%

Investment announcements, H1 2019 vs H1 2020

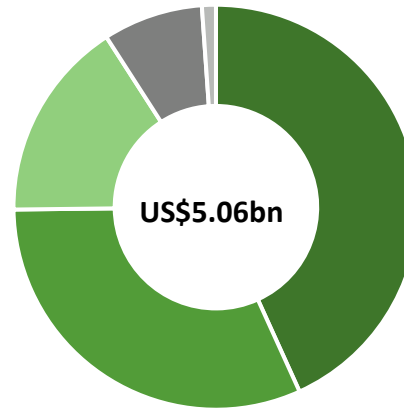


H1 2019, by source



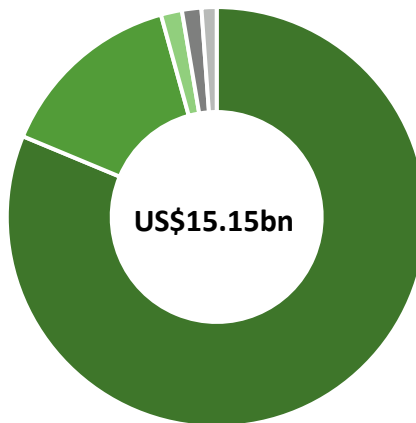
Netherlands	US\$10.0bn	66%
Morocco	US\$2.1bn	14%
Nigeria	US\$1.3bn	9%
Malaysia	US\$0.9bn	6%
Others	US\$3.5bn	5%

H1 2020, by source



USA	US\$2.19 bn	43%
South Africa	US\$1.60 bn	32%
Nigeria	US\$0.81 bn	16%
UK	US\$0.40 bn	8%
Others	US\$0.06 bn	1%

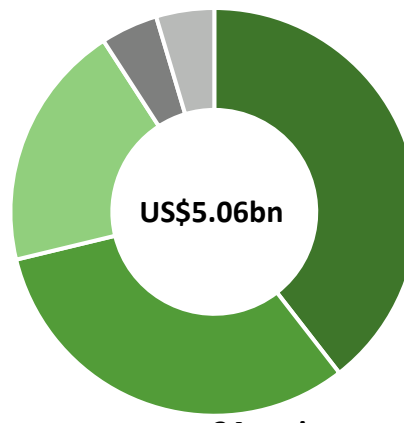
H1 2019, by sector



Mining & Quarrying	US\$12.3bn	81%
Manufacturing	US\$2.2bn	14%
Finance & Insurance	US\$0.2bn	2%
Information & Communication	US\$0.2bn	2%
Others	US\$0.2bn	2%

43 projects across 12 States + FCT

H1 2020, by sector



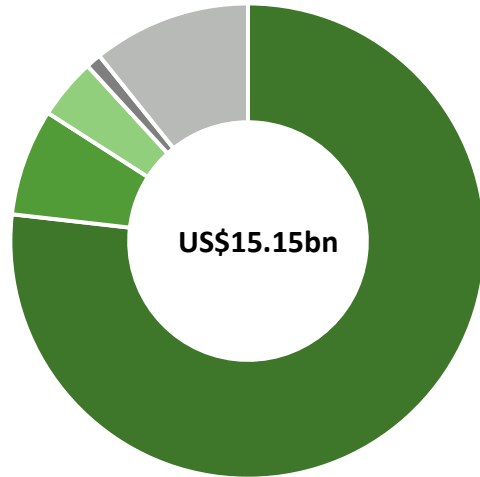
Transportation & Storage	US\$2.00 bn	39%
Information & Communication	US\$1.61 bn	32%
Mining & Quarrying	US\$0.99 bn	20%
Agriculture	US\$0.23 bn	5%
Others	US\$0.23 bn	5%

34 projects across 16 States + FCT + Niger-Delta Region

Investment announcements, H1 2019 vs H1 2020



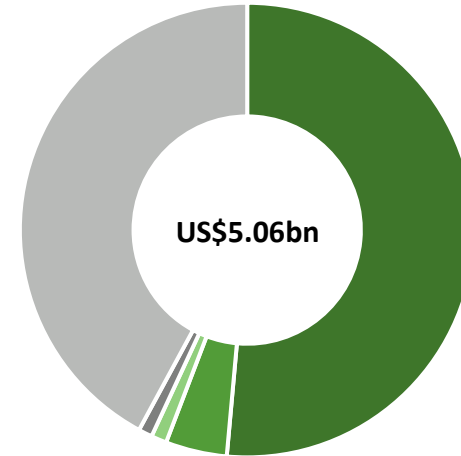
H1 2019, by destination



Offshore	US\$11.6bn	77%
Ondo	US\$1.1bn	7%
Lagos	US\$0.6bn	4%
Ogun	US\$0.2bn	1%
Others	US\$1.6bn	11%

43 projects across 10 States + FCT

H1 2020, by destination



Kaduna	US\$2.61bn	51%
Lagos	US\$0.22bn	4%
Nasarawa	US\$0.06bn	1%
Ekiti	US\$0.05bn	1%
Others	US\$2.13bn	42%

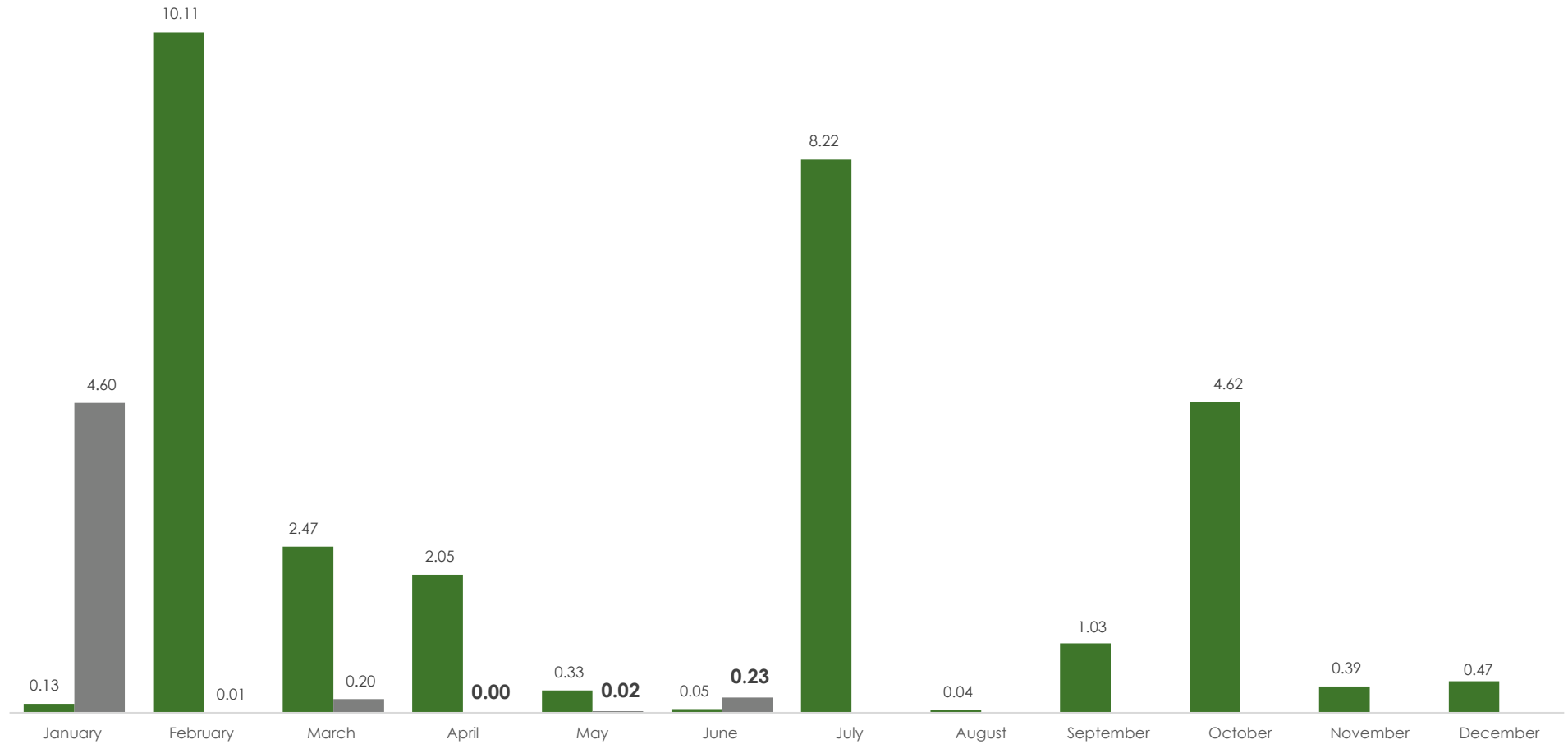
34 projects across 16 States + FCT + Niger-Delta Region

Investment announcements, 2019 - 2020



US\$ billion

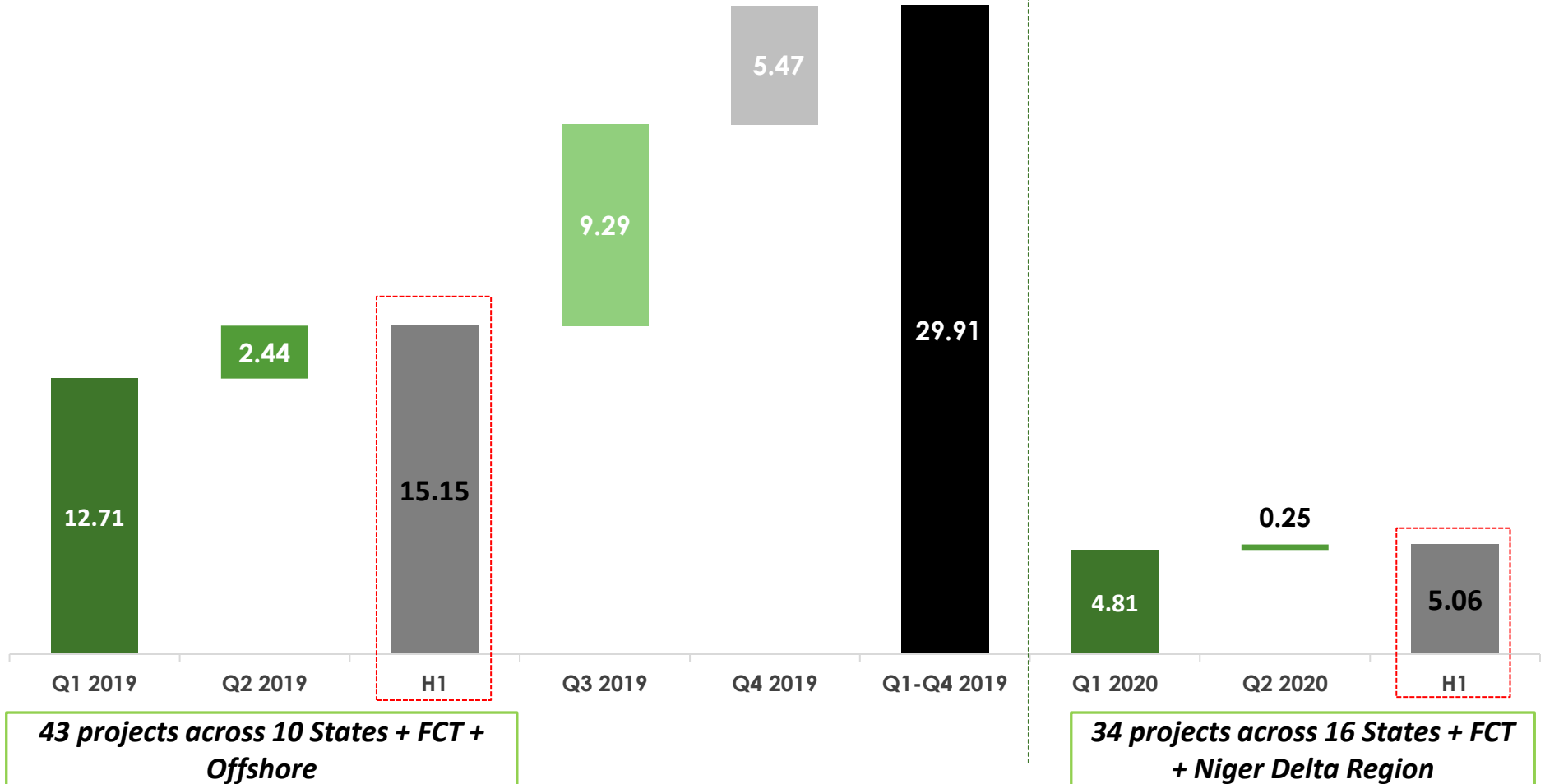
■ 2019 ■ 2020



Investment announcements, H1 2019 vs H1 2020

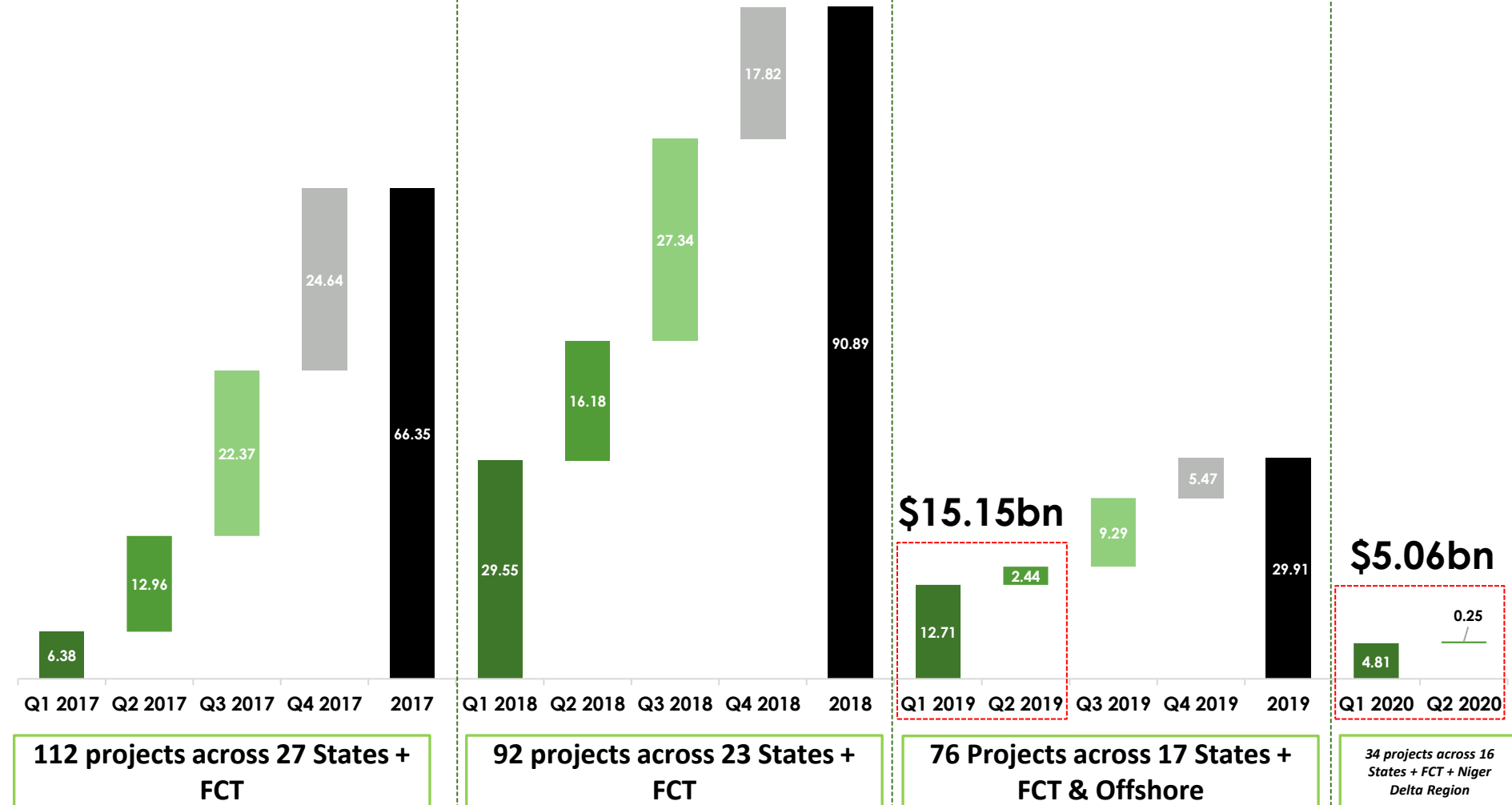


US\$ billion



Investment announcements, 2017 - 2020

US\$ billion



For further details, please
contact us



**NIGERIAN
INVESTMENT
PROMOTION
COMMISSION**

Department of Strategic
Communications

Plot 1181 Aguiyi Ironsi Street
Maitama District
Abuja

Subscribe to the NIPC Newsletter

<http://eepurl.com/dkvoU1>

Investment information

www.theiguides.org/nigeria

infodesk@nipc.gov.ng
osicinfodesk@nipc.gov.ng

www.nipc.gov.ng